



Pride - SEND

Stonewall's learning packs can be used by parents or carers looking to support their child's learning, by education staff looking to send work home for their students or by teachers in school. This is the SEND/ASN/ALN version of the packs, feel free to mix and match activities from this pack with activities from our mainstream Primary and Secondary packs. Choose the activities to suit the needs of your students.

In 2020, LGBT people had to find different ways to celebrate pride. At Stonewall we've been working hard to help everybody to show their pride, even at this difficult time. This learning pack is full of activities that will help your pupils to understand what LGBT pride is and why it is celebrated. They'll also learn about some pioneers in computing and technology and how their work means that LGBT people are able to connect using digital technology.

Our Show your Pride Pack is the perfect companion to this learning and will help you to raise vital funds and show your support for the LGBT community at this difficult time. You'll find your pack on our [Show your Pride hub](#).

A word on online safety: please make sure you supervise your child when they use YouTube or are using the internet for research. Talk to them about what they should do if they see something that makes them feel uncomfortable or that they think they shouldn't be seeing. Use our [Staying Safe Online](#) resource or the [Childnet](#) website to help you.

Who are Stonewall?

This resource is produced by Stonewall, a UK-based charity that stands for the freedom, equity and potential of all lesbian, gay, bi, trans, queer, questioning and ace (LGBTQ+) people. At Stonewall, we imagine a world where LGBTQ+ people everywhere can live our lives to the full. Founded in London in 1989, we now work in each nation of the UK and have established partnerships across the globe. Over the last

Learning Pack: Pride



three decades, we have created transformative change in the lives of LGBTQ+ people in the UK, helping win equal rights around marriage, having children and inclusive education.

Our campaigns drive positive change for our communities, and our sustained change and empowerment programmes ensure that LGBTQ+ people can thrive throughout our lives. We make sure that the world hears and learns from our communities, and our work is grounded in evidence and expertise.

Stonewall is proud to provide information, support and guidance on LGBTQ+ inclusion; working towards a world where we're all free to be. This does not constitute legal advice, and is not intended to be a substitute for legal counsel on any subject matter. To find out more about our work, visit us at www.stonewall.org.uk.

Join our Education & Youth programmes

Our experienced team are proud to have supported many primary and secondary schools, colleges, Local Authorities and Multi Academy Trusts to challenge bullying and celebrate diversity.

We offer: online training for education staff; an awards scheme; membership programmes; consultancy; and a wide range of resources.

To find out how your school, college or setting can benefit from working with Stonewall, visit www.stonewall.org.uk/schools-colleges.

Learning Pack: Pride



Choose the right activity for your child:



a simpler version of the activity



the version of the activity that most children and young people will use



a trickier version of the activity

Activities:

- Make a poster about love.
- Read the [e-book](#) about LGBT pride and what LGBT means.
- Read the [e-book](#) about LGBT role models in computing and science
- Design a costume that someone could wear in a pride march or whilst joining in with a digital pride event. Use collage materials on the person outline.
- Make a musical instrument that could be used at a pride event using junk modelling materials. Use the musical instrument communication mat if needed.
- At LGBT pride events in the UK, there are often performances from famous pop stars. Choose a song by Britney Spears, Ariana Grande, Years and Years or The Pet Shop Boys.
 - Make up a dance to the song
 - Play a musical instrument to the song
 - Use the communication mat to communicate about the song
- Try using a new app or playing a new computer game. Review the app or game using the sheet in the resource pack or using the communication mat.
- What do we use technology for? Go on a hunt around school, college or your house and tick the items off the bingo board that you can find.
- Practice writing the names of the different LGBT role models – trace, copy or write their name on the sheet.



Resources



E-books

We've written some e-books to support your learning about LGBT pride and about the contributions that LGBT people have made to computing and technology. There are different versions of the e-book that can be downloaded [here](#). Versions 1 and 2 of each e-book are symbol supported.

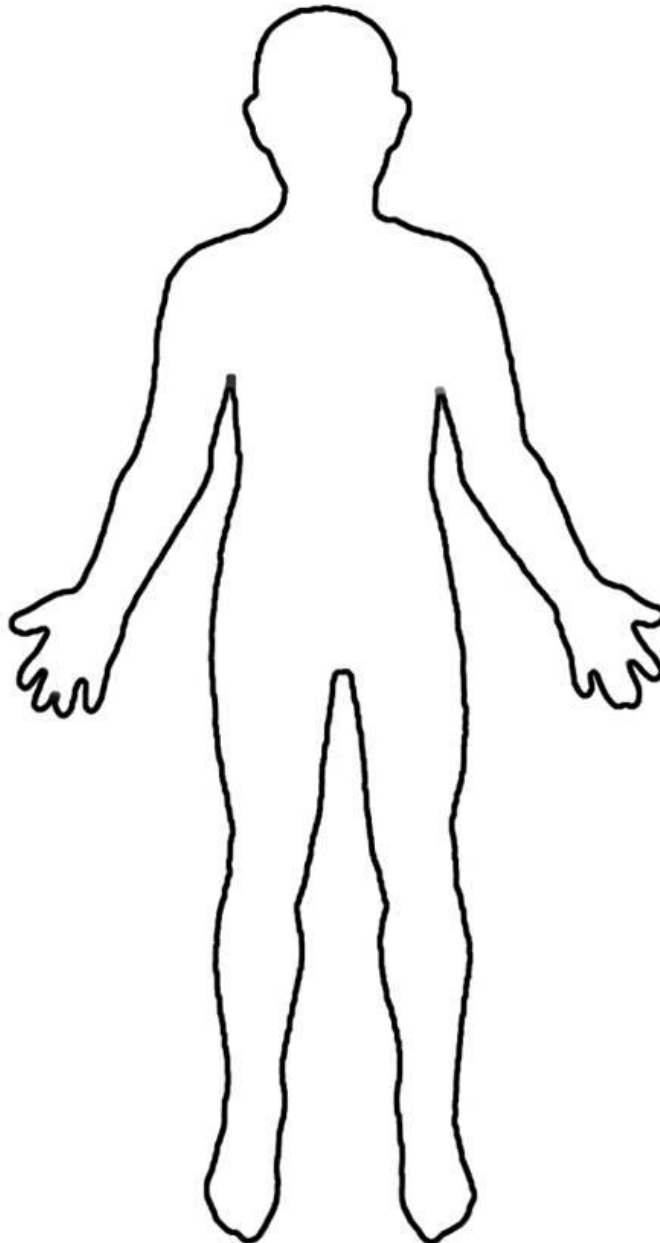
Learning Pack: Pride

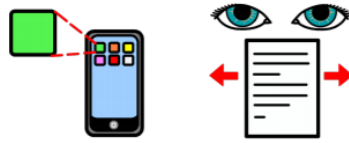


Design a costume



Design a costume for a person to wear at LGBT Pride.






App Review



Try



a

new



app

or



game

and



review

it.



Circle your answers.

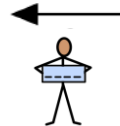


What

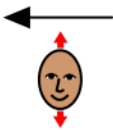
was



it



called?



Did

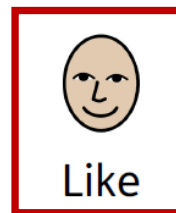
you



like



it?



Like



Dislike

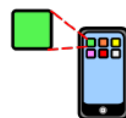


Would

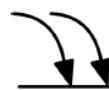
you



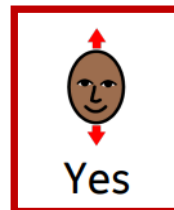
use



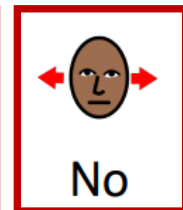
it



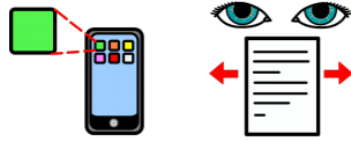
again?



Yes



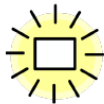
No



App Review



Try



a

new



app

or



game

and



review

it.




Stick

the

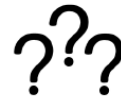


symbols



next to

the

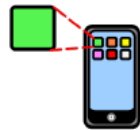


questions.

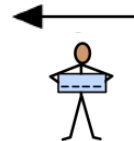


What

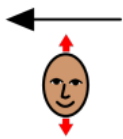
was



it



called?



Did


you



like

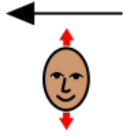


it?





What




did

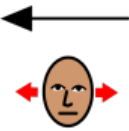
you



like?



What



didn't

you



like?



Would

you




use



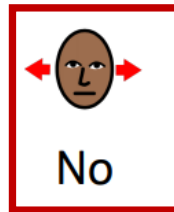
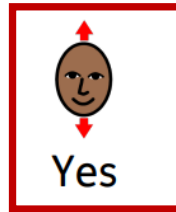


it

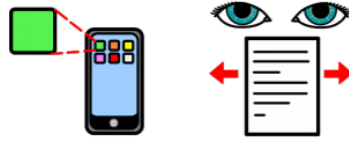


again?

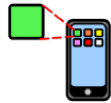
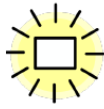


Learning Pack: Pride

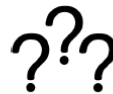





App Review



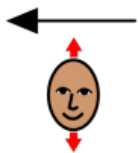
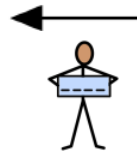
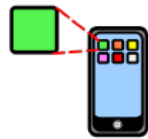
Try a new app or game and review it.



Write your answers next to the questions.



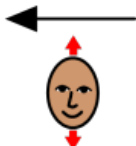
What was it called? _____



Did you like it? _____

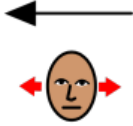


What did you like? _____





What



didn't



you

like?

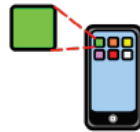


Would

you




use



it



again?



Technology hunt



Look for different items of technology.



On the worksheet circle the technology that you find.



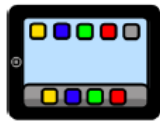
Laptop



Computer



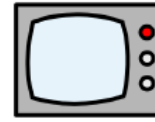
Phone



iPad



tablet



TV



games console



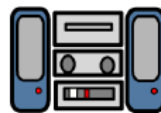
microwave



dishwasher



washing machine



stereo



MP3 Player

Learning Pack: Pride



Alan Turing



Stick a picture of Alan Turing in the red box. Trace his name.



Alan Turing



Alan Turing



Abcd
Abcd



Stick a picture of Alan Turing in the red box. Copy his name.



A	l	a	n

Learning Pack: Pride



Alan Turing



Abcd
Abcd



Stick a picture of Alan Turing in the red box. Copy his name.



Learning Pack: Pride



Sophie Wilson



Stick a picture of Sophie Wilson in the red box. Trace her name.



Sophie Wilson

Learning Pack: Pride



Sophie Wilson



Abcd
Abcd



Stick a picture of Sophie Wilson in the red box. Copy her name.



S	o	p	h	i	e

Learning Pack: Pride



Sophie Wilson



Abcd
Abcd



Stick a picture of Sophie Wilson in the red box. Copy her name.



Learning Pack: Pride



Audrey Tang



Stick a picture of Audrey Tang in the red box. Trace Audrey's name.



Audrey Tang



Audrey Tang



Stick a picture of Audrey Tang in the red box. Copy Audrey's name.



A	u	d	r	e	y

Learning Pack: Pride



Audrey Tang




Abcd
Abcd



Stick a picture of Audrey Tang in the red box. Copy Audrey's name.



Learning Pack: Pride




Nergis Mavalvala



Stick a picture of Nergis Mavalvala in the red box. Trace her name.



Nergis Mavalvala



Nergis Mavalvala



Stick a picture of Nergis Mavalvala in the red box. Copy her name.



N	e	r	g	i	s

Learning Pack: Pride





Nergis Mavalvala



Stick a picture of Nergis Mavalvala in the red box. Copy her name.



Learning Pack: Pride




Communication mat - music




Like



Don't like




song



voice



music




words




instruments



rhythm




fast



slow



happy




sad



loud



quiet



music video

Communication mat – musical instruments



Guitar



Drum



Shaker



Tambourine



Hit



Blow



Shake



Strum



Quiet



Loud



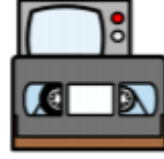









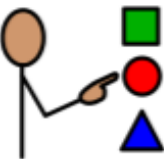




Like



Dislike

Communication mat – app review

 <p>App</p>	 <p>Game</p>	 <p>Video</p>
 <p>Music</p>	 <p>Drawing</p>	 <p>Boring</p>
 <p>Fun</p>	 <p>Exciting</p>	 <p>Easy</p>
 <p>Difficult</p>	 <p>Colours</p>	 <p>Sounds</p>
 <p>Choices</p>	 <p>Like</p>	 <p>Dislike</p>